

OPEN -- Overall Stage Results

SMPC Super Sunday

Printed December 15, 2008 at 20:41



Stage 1 -- Stage 1

	PTS	TIME	HIT FACTOR	STAGE POINTS	STAGE PERCENT	COMPETITOR # Name
1	47	9.91	4.7427	55.0000	100.00	19 NOAKES, Dean
2	45	11.25	4.0000	46.3872	84.34	8 KELLY, Josh
3	45	12.86	3.4992	40.5798	73.78	33 Schulz, Edward
4	45	13.43	3.3507	38.8575	70.65	35 McKay, Craig
5	50	19.40	2.5773	29.8887	54.34	17 WAY, DOUG
6	36	14.32	2.5140	29.1540	53.01	21 Williams, Diana
7	34	16.04	2.1197	24.5818	44.69	30 HilserRitter, Julian
8	35	17.57	1.9920	23.1012	42.00	6 Tumang, Reynaldo
9	40	20.47	1.9541	22.6611	41.20	38 LANGLEY, Paul
10	22	11.96	1.8395	21.3319	38.79	15 HACOBIAN, Varouge
11	8	15.27	0.5239	6.0756	11.05	25 ROSALES, Danny
12	3	14.58	0.2058	2.3862	4.34	31 REDRIFF, Mark

STANDARD -- Overall Stage Results

SMPC Super Sunday

Printed December 15, 2008 at 20:41



Stage 1 -- Stage 1

	PTS	TIME	HIT FACTOR	STAGE POINTS	STAGE PERCENT	COMPETITOR # Name
1	45	12.10	3.7190	55.0000	100.00	23 Blight, Brian
2	48	14.42	3.3287	49.2279	89.51	28 CRUST, JONATHAN
3	49	14.85	3.2997	48.7984	88.72	2 PANGANIBAN, JOSEPH
4	53	16.58	3.1966	47.2745	85.95	13 White, Kevin
5	49	15.90	3.0818	45.5758	82.87	12 TUCKEY, Scott
6	41	14.62	2.8044	41.4736	75.41	26 Dawson, David
7	39	17.92	2.1763	32.1856	58.52	22 LAND, Glenn
8	42	20.13	2.0864	30.8561	56.10	36 REGENT, Kevin
9	53	25.80	2.0543	30.3803	55.24	9 Thompson, Alexandra
10	36	18.10	1.9890	29.4144	53.48	32 Barnes, Andrew
11	55	29.60	1.8581	27.4794	49.96	24 HOGAN, MICHAEL
12	34	21.07	1.6137	23.8644	43.39	4 Waterhouse, Terrance
13	28	18.41	1.5209	22.4926	40.90	10 Beckhouse, Matthew
14	47	31.33	1.5002	22.1857	40.34	1 Candao, Jehan
15	23	21.86	1.0522	15.5601	28.29	41 Olaes, Pedrito
16	17	25.78	0.6594	9.7522	17.73	27 Dawson, Paul
17	0	32.55	0.0000	0.0000	0.00	5 Waterhouse, Stephen

PRODUCTION -- Overall Stage Results

SMPC Super Sunday

Printed December 15, 2008 at 20:41




Stage 1 -- Stage 1

	PTS	TIME	HIT FACTOR	STAGE POINTS	STAGE PERCENT	COMPETITOR # Name
1	51	13.78	3.7010	55.0000	100.00	11 Kusun, Mark
2	37	15.08	2.4536	36.4621	66.29	20 Taylor, Matthew
3	49	20.47	2.3937	35.5730	64.68	40 POULTNEY, Andrew
4	41	18.46	2.2210	33.0061	60.01	3 ODEA, Daniel
5	41	19.41	2.1123	31.3906	57.07	39 Tsipris, Tom
6	36	17.54	2.0525	30.5010	55.46	16 Lo, Peter
7	11	14.95	0.7358	10.9344	19.88	29 KEED, Adrian

REVOLVER (STANDARD) -- Overall Stage Results

SMPC Super Sunday

Printed December 15, 2008 at 20:41



Stage 1 -- Stage 1

	PTS	TIME	HIT FACTOR	STAGE POINTS	STAGE PERCENT	COMPETITOR # Name
1	49	26.78	1.8297	55.0000	100.00	7 STAADER, James
2	36	21.80	1.6514	49.6390	90.25	14 White, Gary
3	48	35.76	1.3423	40.3479	73.36	37 Watters, Gerald

OPEN -- Overall Stage Results

SMPC Super Sunday

Printed December 15, 2008 at 20:41



Stage 2 -- Stage 2

	PTS	TIME	HIT FACTOR	STAGE POINTS	STAGE PERCENT	COMPETITOR # Name
1	82	18.81	4.3594	85.0000	100.00	19 NOAKES, Dean
2	80	23.63	3.3855	66.0116	77.66	38 LANGLEY, Paul
3	66	19.50	3.3846	65.9938	77.64	35 McKay, Craig
4	82	24.64	3.3279	64.8884	76.34	6 Tumang, Reynaldo
5	75	26.89	2.7891	54.3831	63.98	21 Williams, Diana
6	59	25.78	2.2886	44.6234	52.50	30 HilserRitter, Julian
7	58	28.03	2.0692	40.3458	47.47	15 HACOBIAN, Varouge
8	76	38.40	1.9792	38.5901	45.40	17 WAY, DOUG
9	47	30.24	1.5542	30.3047	35.65	8 KELLY, Josh
10	39	26.40	1.4773	28.8041	33.89	33 Schulz, Edward
11	32	37.36	0.8565	16.7008	19.65	25 ROSALES, Danny
12	31	36.38	0.8521	16.6147	19.55	31 REDRIFF, Mark

STANDARD -- Overall Stage Results

SMPC Super Sunday

Printed December 15, 2008 at 20:41




Stage 2 -- Stage 2

	PTS	TIME	HIT FACTOR	STAGE POINTS	STAGE PERCENT	COMPETITOR # Name
1	77	38.00	2.0263	85.0000	100.00	10 Beckhouse, Matthew
2	53	26.58	1.9940	83.6436	98.40	12 TUCKEY, Scott
3	45	23.00	1.9565	82.0723	96.56	23 Blight, Brian
4	58	36.76	1.5778	66.1857	77.87	2 PANGANIBAN, JOSEPH
5	63	40.45	1.5575	65.3332	76.86	36 REGENT, Kevin
6	77	52.50	1.4667	61.5238	72.38	28 CRUST, JONATHAN
7	56	45.52	1.2302	51.6057	60.71	41 Olaes, Pedrito
8	64	53.11	1.2050	50.5493	59.47	32 Barnes, Andrew
9	43	36.11	1.1908	49.9520	58.77	26 Dawson, David
10	58	50.02	1.1595	48.6403	57.22	9 Thompson, Alexandra
11	45	47.59	0.9456	39.6651	46.66	5 Waterhouse, Stephen
12	33	35.45	0.9309	39.0490	45.94	13 White, Kevin
13	64	69.23	0.9245	38.7791	45.62	24 HOGAN, MICHAEL
14	31	37.36	0.8298	34.8070	40.95	22 LAND, Glenn
15	22	44.83	0.4907	20.5857	24.22	1 Candao, Jehan
16	15	34.93	0.4294	18.0138	21.19	4 Waterhouse, Terrance
17	6	43.70	0.1373	5.7595	6.78	27 Dawson, Paul

PRODUCTION -- Overall Stage Results

SMPC Super Sunday

Printed December 15, 2008 at 20:41




Stage 2 -- Stage 2

	PTS	TIME	HIT FACTOR	STAGE POINTS	STAGE PERCENT	COMPETITOR # Name
1	60	31.72	1.8916	85.0000	100.00	11 Kusun, Mark
2	54	30.43	1.7746	79.7430	93.82	16 Lo, Peter
3	56	34.28	1.6336	73.4088	86.36	3 ODEA, Daniel
4	64	40.80	1.5686	70.4889	82.93	39 Tsipris, Tom
5	56	36.54	1.5326	68.8685	81.02	20 Taylor, Matthew
6	43	30.80	1.3961	62.7363	73.81	29 KEED, Adrian
7	5	38.74	0.1291	5.7998	6.82	40 POULTNEY, Andrew

REVOLVER (STANDARD) -- Overall Stage Results

SMPC Super Sunday

Printed December 15, 2008 at 20:41



Stage 2 -- Stage 2

	PTS	TIME	HIT FACTOR	STAGE POINTS	STAGE PERCENT	COMPETITOR # Name
1	75	43.52	1.7233	85.0000	100.00	14 White, Gary
2	77	76.47	1.0069	49.6645	58.43	37 Watters, Gerald
3	35	53.40	0.6554	32.3276	38.03	7 STAADER, James

OPEN -- Overall Stage Results

SMPC Super Sunday

Printed December 15, 2008 at 20:41



Stage 3 -- Stage 3

	PTS	TIME	HIT FACTOR	STAGE POINTS	STAGE PERCENT	COMPETITOR # Name
1	80	15.94	5.0188	90.0000	100.00	33 Schulz, Edward
2	87	17.48	4.9771	89.2521	99.17	35 McKay, Craig
3	87	17.94	4.8495	86.9636	96.63	38 LANGLEY, Paul
4	80	18.74	4.2689	76.5528	85.06	15 HACOBIAN, Varouge
5	80	23.75	3.3684	60.4042	67.12	6 Tumang, Reynaldo
6	50	16.38	3.0525	54.7390	60.82	19 NOAKES, Dean
7	57	20.19	2.8232	50.6267	56.25	8 KELLY, Josh
8	58	21.93	2.6448	47.4275	52.70	25 ROSALES, Danny
9	74	28.24	2.6204	46.9903	52.21	17 WAY, DOUG
10	30	16.94	1.7710	31.7577	35.29	21 Williams, Diana
11	40	33.27	1.2023	21.5600	23.96	30 HilserRitter, Julian
12	17	20.03	0.8487	15.2198	16.91	31 REDRIFF, Mark

STANDARD -- Overall Stage Results

SMPC Super Sunday

Printed December 15, 2008 at 20:41




Stage 3 -- Stage 3

	PTS	TIME	HIT FACTOR	STAGE POINTS	STAGE PERCENT	COMPETITOR # Name
1	76	20.98	3.6225	90.0000	100.00	12 TUCKEY, Scott
2	81	29.36	2.7589	68.5430	76.16	13 White, Kevin
3	82	30.09	2.7252	67.7058	75.23	36 REGENT, Kevin
4	63	26.50	2.3774	59.0648	65.63	2 PANGANIBAN, JOSEPH
5	52	25.45	2.0432	50.7633	56.40	23 Blight, Brian
6	52	27.01	1.9252	47.8314	53.15	22 LAND, Glenn
7	55	30.58	1.7986	44.6848	49.65	41 Olaes, Pedrito
8	43	30.74	1.3988	34.7535	38.62	28 CRUST, JONATHAN
9	21	17.22	1.2195	30.2985	33.66	4 Waterhouse, Terrance
10	37	31.62	1.1701	29.0720	32.30	10 Beckhouse, Matthew
11	29	25.16	1.1526	28.6366	31.82	32 Barnes, Andrew
12	45	42.94	1.0480	26.0366	28.93	9 Thompson, Alexandra
13	11	20.57	0.5348	13.2860	14.76	26 Dawson, David
14	31	60.00	0.5167	12.8364	14.26	1 Candao, Jehan
15	15	33.53	0.4474	11.1146	12.35	5 Waterhouse, Stephen
16	0	29.97	0.0000	0.0000	0.00	24 HOGAN, MICHAEL
17	0	28.68	0.0000	0.0000	0.00	27 Dawson, Paul

PRODUCTION -- Overall Stage Results

SMPC Super Sunday

Printed December 15, 2008 at 20:41




Stage 3 -- Stage 3

	PTS	TIME	HIT FACTOR	STAGE POINTS	STAGE PERCENT	COMPETITOR # Name
1	65	29.55	2.1997	90.0000	100.00	39 Tsipris, Tom
2	42	20.71	2.0280	82.9766	92.20	20 Taylor, Matthew
3	59	32.95	1.7906	73.2628	81.40	11 Kusun, Mark
4	34	29.26	1.1620	47.5435	52.83	16 Lo, Peter
5	30	27.47	1.0921	44.6837	49.65	3 ODEA, Daniel
6	31	60.60	0.5116	20.9303	23.26	40 POULTNEY, Andrew
7	0	18.17	0.0000	0.0000	0.00	29 KEED, Adrian

REVOLVER (STANDARD) -- Overall Stage Results

SMPC Super Sunday

Printed December 15, 2008 at 20:41



Stage 3 -- Stage 3

	PTS	TIME	HIT FACTOR	STAGE POINTS	STAGE PERCENT	COMPETITOR # Name
1	88	36.38	2.4189	90.0000	100.00	14 White, Gary
2	86	36.84	2.3344	86.8563	96.51	7 STAADER, James
3	74	57.24	1.2928	48.1011	53.45	37 Watters, Gerald

OPEN -- Overall Stage Results

SMPC Super Sunday

Printed December 15, 2008 at 20:41



Stage 4 -- Stage 4

	PTS	TIME	HIT FACTOR	STAGE POINTS	STAGE PERCENT	COMPETITOR # Name
1	154	17.71	8.6957	160.0000	100.00	19 NOAKES, Dean
2	158	20.89	7.5634	139.1671	86.98	35 McKay, Craig
3	129	22.80	5.6579	104.1053	65.07	8 KELLY, Josh
4	153	27.56	5.5515	102.1480	63.84	15 HACOBIAN, Varouge
5	155	28.87	5.3689	98.7877	61.74	33 Schulz, Edward
6	130	24.31	5.3476	98.3957	61.50	21 Williams, Diana
7	154	29.83	5.1626	94.9916	59.37	30 HilserRitter, Julian
8	159	35.85	4.4351	81.6067	51.00	38 LANGLEY, Paul
9	125	33.03	3.7844	69.6337	43.52	25 ROSALES, Danny
10	141	39.02	3.6135	66.4890	41.56	6 Tumang, Reynaldo
11	123	41.83	2.9405	54.1047	33.82	31 REDRIFF, Mark
12	105	70.81	1.4828	27.2843	17.05	17 WAY, DOUG

STANDARD -- Overall Stage Results

SMPC Super Sunday

Printed December 15, 2008 at 20:41




Stage 4 -- Stage 4

	PTS	TIME	HIT FACTOR	STAGE POINTS	STAGE PERCENT	COMPETITOR # Name
1	157	23.06	6.8083	160.0000	100.00	23 Blight, Brian
2	152	26.76	5.6801	133.4864	83.43	12 TUCKEY, Scott
3	152	31.80	4.7799	112.3301	70.21	2 PANGANIBAN, JOSEPH
4	128	32.69	3.9156	92.0184	57.51	22 LAND, Glenn
5	151	42.89	3.5206	82.7371	51.71	36 REGENT, Kevin
6	146	43.17	3.3820	79.4786	49.67	10 Beckhouse, Matthew
7	146	44.21	3.3024	77.6090	48.51	4 Waterhouse, Terrance
8	151	56.76	2.6603	62.5193	39.07	28 CRUST, JONATHAN
9	104	41.15	2.5273	59.3941	37.12	13 White, Kevin
10	132	55.65	2.3720	55.7427	34.84	41 Olaes, Pedrito
11	80	35.58	2.2485	52.8401	33.03	32 Barnes, Andrew
12	92	45.86	2.0061	47.1448	29.47	26 Dawson, David
13	72	38.58	1.8663	43.8581	27.41	9 Thompson, Alexandra
14	126	68.62	1.8362	43.1519	26.97	1 Candao, Jehan
15	84	48.47	1.7330	40.7273	25.45	27 Dawson, Paul
16	113	90.44	1.2494	29.3628	18.35	24 HOGAN, MICHAEL
17	29	101.76	0.2850	6.6973	4.19	5 Waterhouse, Stephen

PRODUCTION -- Overall Stage Results

SMPC Super Sunday

Printed December 15, 2008 at 20:41




Stage 4 -- Stage 4

	PTS	TIME	HIT FACTOR	STAGE POINTS	STAGE PERCENT	COMPETITOR # Name
1	152	30.75	4.9431	160.0000	100.00	16 Lo, Peter
2	144	32.40	4.4444	143.8596	89.91	3 ODEA, Daniel
3	148	33.96	4.3581	141.0638	88.16	11 Kusun, Mark
4	140	38.23	3.6620	118.5346	74.08	29 KEED, Adrian
5	136	40.00	3.4000	110.0526	68.78	20 Taylor, Matthew
6	150	46.04	3.2580	105.4575	65.91	39 Tsipris, Tom
7	127	55.61	2.2838	73.9218	46.20	40 POULTNEY, Andrew

REVOLVER (STANDARD) -- Overall Stage Results

SMPC Super Sunday

Printed December 15, 2008 at 20:41



Stage 4 -- Stage 4

	PTS	TIME	HIT FACTOR	STAGE POINTS	STAGE PERCENT	COMPETITOR # Name
1	146	60.34	2.4196	160.0000	100.00	7 STAADER, James
2	159	95.62	1.6628	109.9565	68.72	37 Watters, Gerald
3	0	31.74	0.0000	0.0000	0.00	14 White, Gary

OPEN -- Overall Stage Results

SMPC Super Sunday

Printed December 15, 2008 at 20:41



Stage 5 -- Stage 5

	PTS	TIME	HIT FACTOR	STAGE POINTS	STAGE PERCENT	COMPETITOR # Name
1	59	8.93	6.6069	60.0000	100.00	19 NOAKES, Dean
2	55	9.45	5.8201	52.8545	88.09	30 HilserRitter, Julian
3	55	11.13	4.9416	44.8764	74.79	15 HACOBIAN, Varouge
4	50	10.85	4.6083	41.8496	69.75	21 Williams, Diana
5	54	12.02	4.4925	40.7981	68.00	33 Schulz, Edward
6	49	11.71	4.1845	38.0005	63.33	38 LANGLEY, Paul
7	59	14.73	4.0054	36.3747	60.62	25 ROSALES, Danny
8	50	16.29	3.0694	27.8740	46.46	31 REDRIFF, Mark
9	51	21.12	2.4148	21.9294	36.55	35 McKay, Craig
10	37	32.74	1.1301	10.2630	17.10	17 WAY, DOUG
11	9	9.29	0.9688	8.7979	14.66	8 KELLY, Josh
12	0	22.49	0.0000	0.0000	0.00	6 Tumang, Reynaldo

STANDARD -- Overall Stage Results

SMPC Super Sunday

Printed December 15, 2008 at 20:41




Stage 5 -- Stage 5

	PTS	TIME	HIT FACTOR	STAGE POINTS	STAGE PERCENT	COMPETITOR # Name
1	54	11.21	4.8171	60.0000	100.00	12 TUCKEY, Scott
2	50	10.84	4.6125	57.4518	95.75	22 LAND, Glenn
3	55	11.94	4.6064	57.3748	95.62	13 White, Kevin
4	39	10.64	3.6654	45.6548	76.09	23 Blight, Brian
5	42	13.22	3.1770	39.5714	65.95	2 PANGANIBAN, JOSEPH
6	46	16.98	2.7091	33.7430	56.24	4 Waterhouse, Terrance
7	36	16.41	2.1938	27.3248	45.54	28 CRUST, JONATHAN
8	32	17.81	1.7967	22.3794	37.30	41 Olaes, Pedrito
9	28	20.02	1.3986	17.4204	29.03	9 Thompson, Alexandra
10	16	15.64	1.0230	12.7423	21.24	27 Dawson, Paul
11	50	51.84	0.9645	12.0135	20.02	1 Candao, Jehan
12	20	21.23	0.9421	11.7339	19.56	32 Barnes, Andrew
13	8	14.96	0.5348	6.6607	11.10	5 Waterhouse, Stephen
14	0	15.93	0.0000	0.0000	0.00	10 Beckhouse, Matthew
15	0	20.72	0.0000	0.0000	0.00	24 HOGAN, MICHAEL
16	0	0.00	0.0000	0.0000	0.00	36 REGENT, Kevin
17	0	11.44	0.0000	0.0000	0.00	26 Dawson, David

PRODUCTION -- Overall Stage Results

SMPC Super Sunday

Printed December 15, 2008 at 20:41




Stage 5 -- Stage 5

	PTS	TIME	HIT FACTOR	STAGE POINTS	STAGE PERCENT	COMPETITOR # Name
1	46	13.76	3.3430	60.0000	100.00	16 Lo, Peter
2	48	14.58	3.2922	59.0875	98.48	20 Taylor, Matthew
3	29	10.74	2.7002	48.4625	80.77	11 Kusun, Mark
4	25	12.43	2.0113	36.0978	60.16	39 Tsipris, Tom
5	25	16.47	1.5179	27.2432	45.41	3 ODEA, Daniel
6	18	14.33	1.2561	22.5444	37.57	29 KEED, Adrian
7	0	10.60	0.0000	0.0000	0.00	40 POULTNEY, Andrew

REVOLVER (STANDARD) -- Overall Stage Results

SMPC Super Sunday

Printed December 15, 2008 at 20:41



Stage 5 -- Stage 5

	PTS	TIME	HIT FACTOR	STAGE POINTS	STAGE PERCENT	COMPETITOR # Name
1	52	16.96	3.0660	60.0000	100.00	14 White, Gary
2	56	22.28	2.5135	49.1866	81.98	7 STAADER, James
3	56	41.13	1.3615	26.6442	44.41	37 Watters, Gerald