

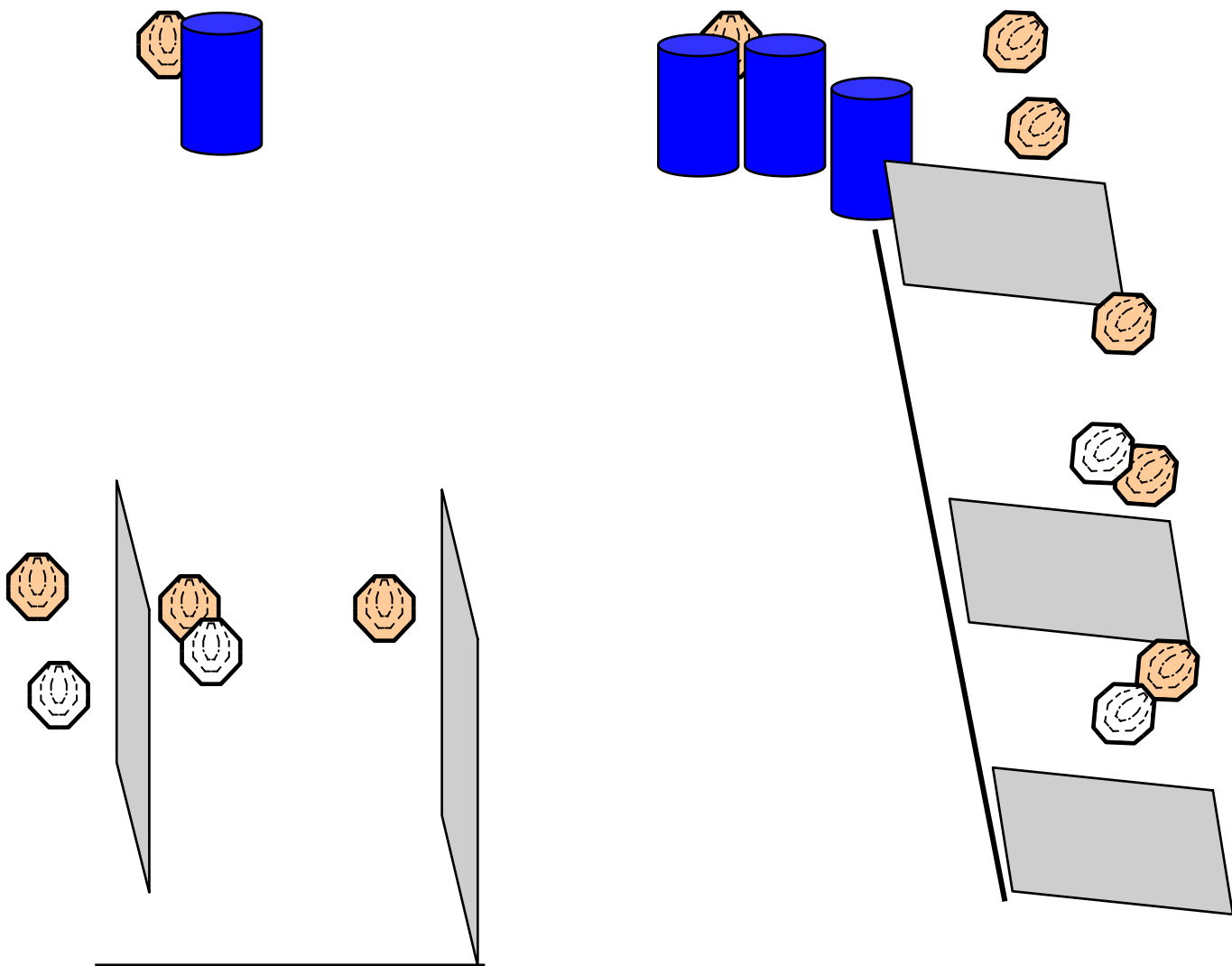
Stage #1	Range 2
-----------------	----------------

RULES: Practical Shooting Handbook, Latest Edition	COURSE DESIGNER: Dean Noakes
---	-------------------------------------

START POSITION: Standing in box, Gun loaded and holstered, hands above shoulders, facing UPRANGE.	
--	--

<p style="text-align: center;">STAGE PROCEDURE</p> <p>At the start signal, draw and engage targets with 2 rounds each minimum from behind the charge line.</p>	<p style="text-align: center;">SCORING</p> <p>SCORING: Comstock, 20 rounds, 100 points TARGETS: 10 IPSC, 4 PT SCORED HITS: Best 2 per IPSC START-STOP: Audible - Last shot</p>
---	--

SETUP NOTES:	RO NOTES:
---------------------	------------------



start

Stage #2

Range 3

RULES: Practical Shooting Handbook, Latest Edition

COURSE DESIGNER: Dean Noakes

START POSITION: Standing in box A or B, Gun loaded and holstered, hands by side, facing down range.

STAGE PROCEDURE

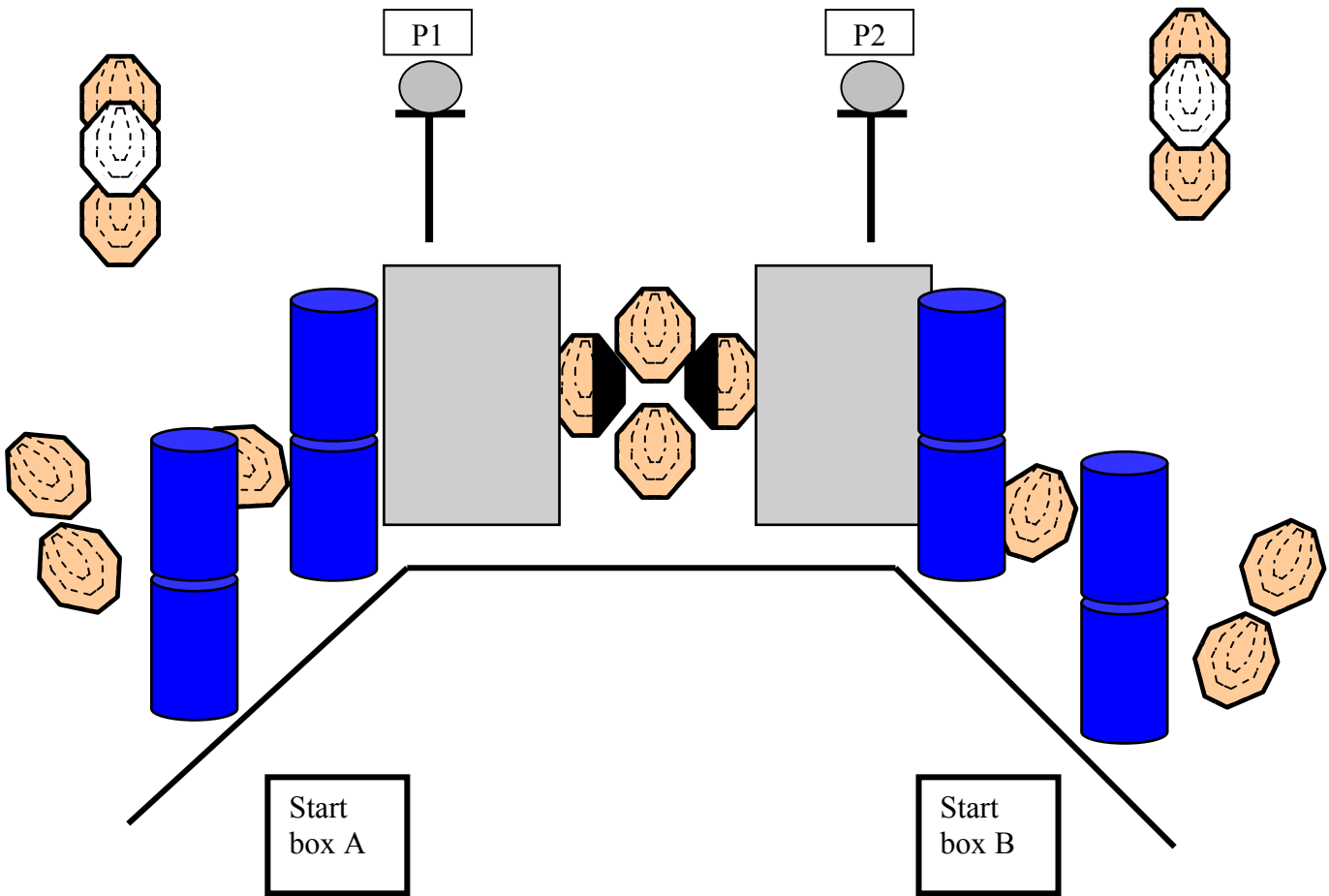
At the start signal, draw and engage targets with 2 rounds each minimum and fell plates from behind the charge lines.

SCORING

SCORING: Comstock, 30 rounds, 150 points
TARGETS: 14 IPSC, 2 plates, 3 PT
SCORED HITS: Best 2 per IPSC
START-STOP: Audible - Last shot

SETUP NOTES:

RO NOTES:



Stage #3

Range 4

RULES: Practical Shooting Handbook, Latest Edition

COURSE DESIGNER: Dean Noakes

START POSITION: Standing in box, Gun loaded and holstered, hands by side, facing down range.

STAGE PROCEDURE

At the start signal, draw and engage targets with 2 rounds each minimum from behind the charge lines.

SCORING

SCORING: Comstock, 26 rounds, 130 points

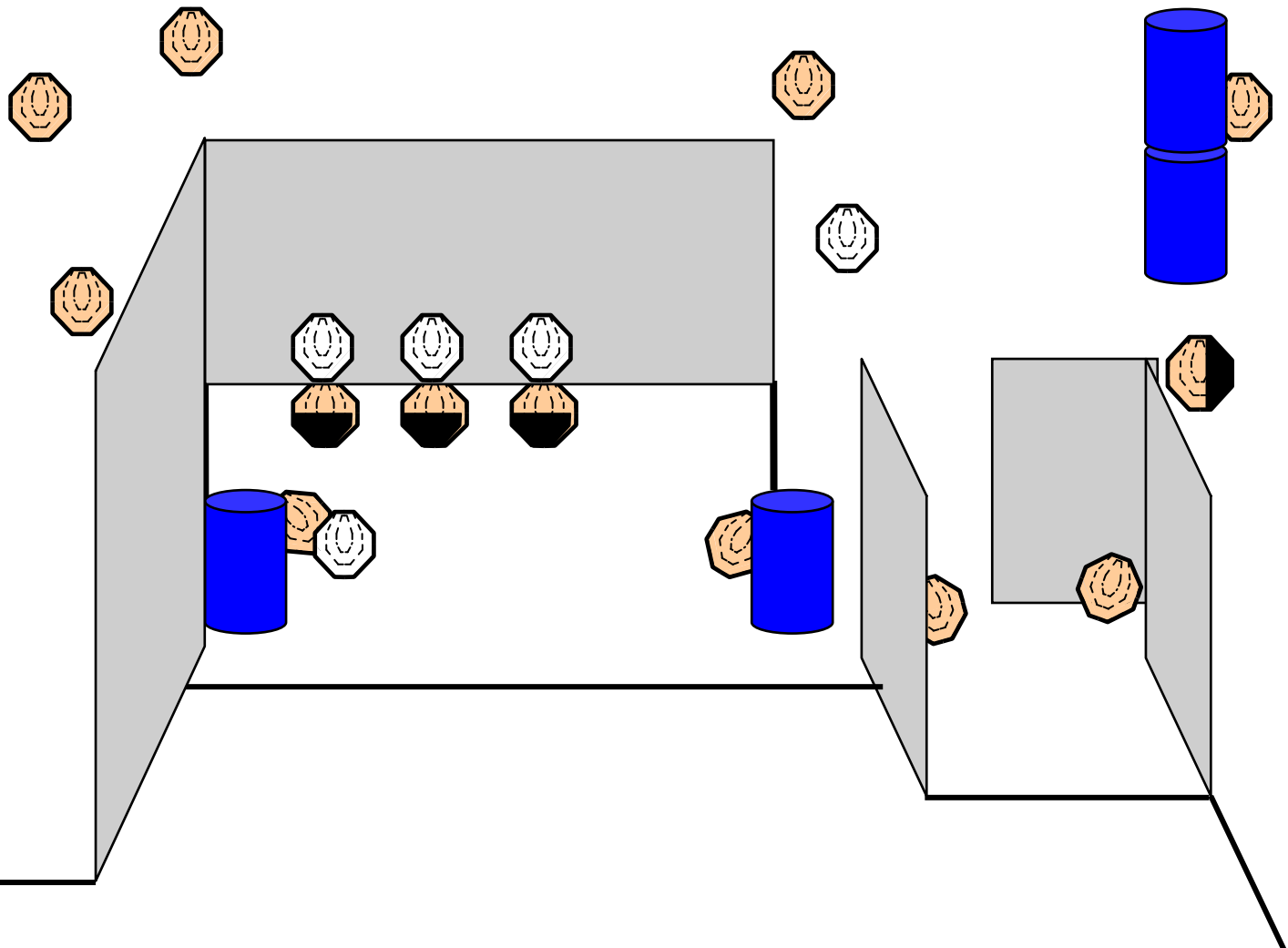
TARGETS: 13 IPSC, poppers, 5 PT

SCORED HITS: Best 2 per IPSC

START-STOP: Audible - Last shot

SETUP NOTES:

RO NOTES:



Start
box

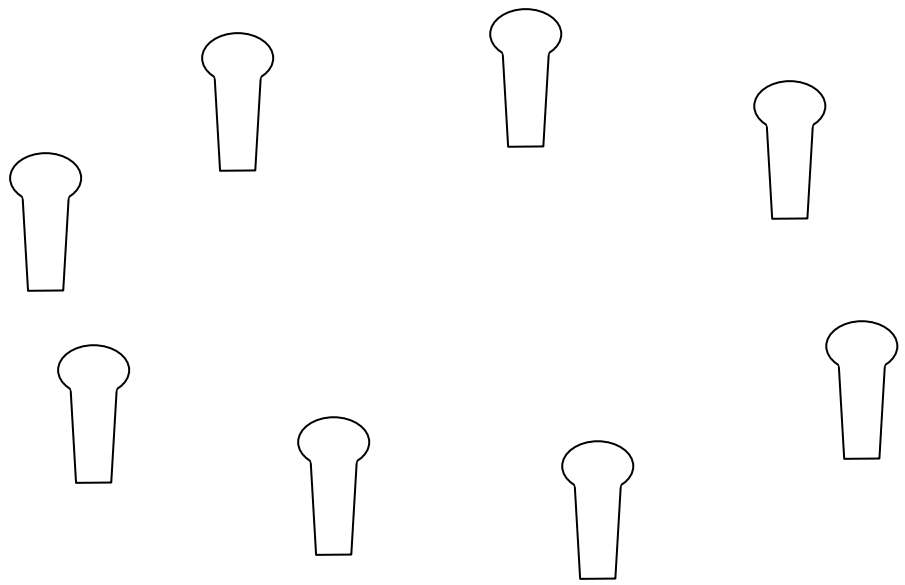
Stage #4 **Range 6**

RULES: Practical Shooting Handbook, Latest Edition **COURSE DESIGNER:** Dean Noakes

START POSITION: Standing in box, Gun loaded and holstered, **hands above shoulders**, facing down range.

<p style="text-align: center;">STAGE PROCEDURE</p> <p>At the start signal, draw and fell poppers from within the shoot box.</p>	<p style="text-align: center;">SCORING</p> <p>SCORING: Comstock, 8 rounds, 40 points TARGETS: 8 poppers SCORED HITS: poppers must fall to score START-STOP: Audible - Last shot</p>
--	--

SETUP NOTES:	RO NOTES:
---------------------	------------------



Shoot
box

Stage #5

Range 7

RULES: Practical Shooting Handbook, Latest Edition

COURSE DESIGNER: Dean Noakes

START POSITION: Standing in box, hands by side, facing down range. **GUN UNLOADED, LYING FLAT ON DRUM, FIRST MAGAZINE TO BE USED ON DRUM.**

STAGE PROCEDURE

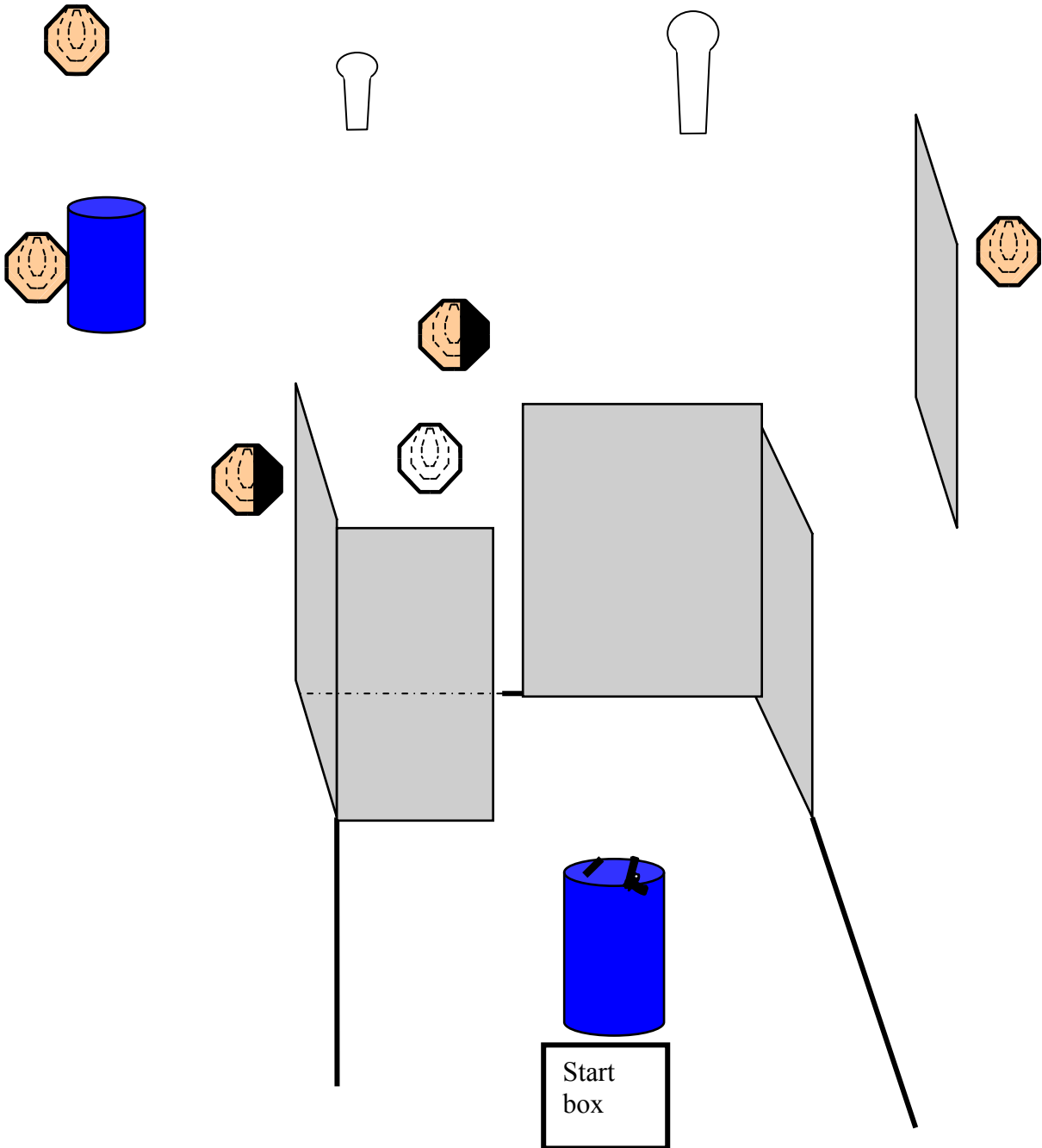
At the start signal, draw and engage targets with 2 rounds each minimum and fell poppers from behind the charge lines.

SCORING

SCORING: Comstock, 12 rounds, 60 points
TARGETS: 5 IPSC, 2 poppers, 1 PT
SCORED HITS: Best 2 per target, poppers must fall.
START-STOP: Audible - Last shot

SETUP NOTES:

RO NOTES:



Stage #6

Range 9

RULES: Practical Shooting Handbook, Latest Edition

COURSE DESIGNER: Dean Noakes

START POSITION: Standing with hands touching post, Gun loaded and holstered, facing down range.

STAGE PROCEDURE


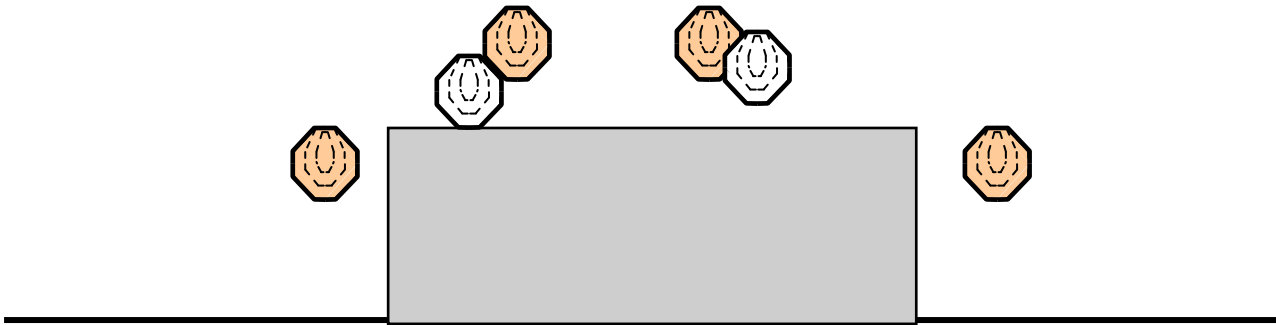
At the start signal, draw and engage targets with 2 rounds each minimum through ports and from behind the charge lines. T1 through port A only, T2, T3 port B only and T4 through port C only.

SCORING

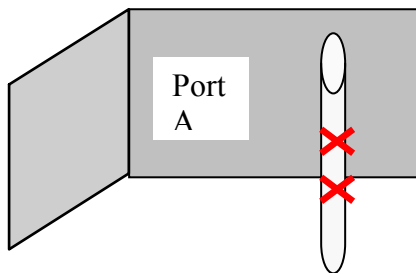
SCORING: Comstock, 24 rounds, 120 points
TARGETS: 12 IPSC, 2 PT
SCORED HITS: Best 2 per IPSC
START-STOP: Audible - Last shot

SETUP NOTES:

RO NOTES:



T1

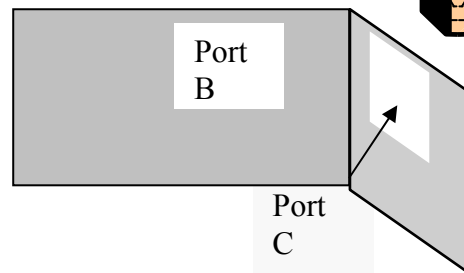


T2

T3



T4



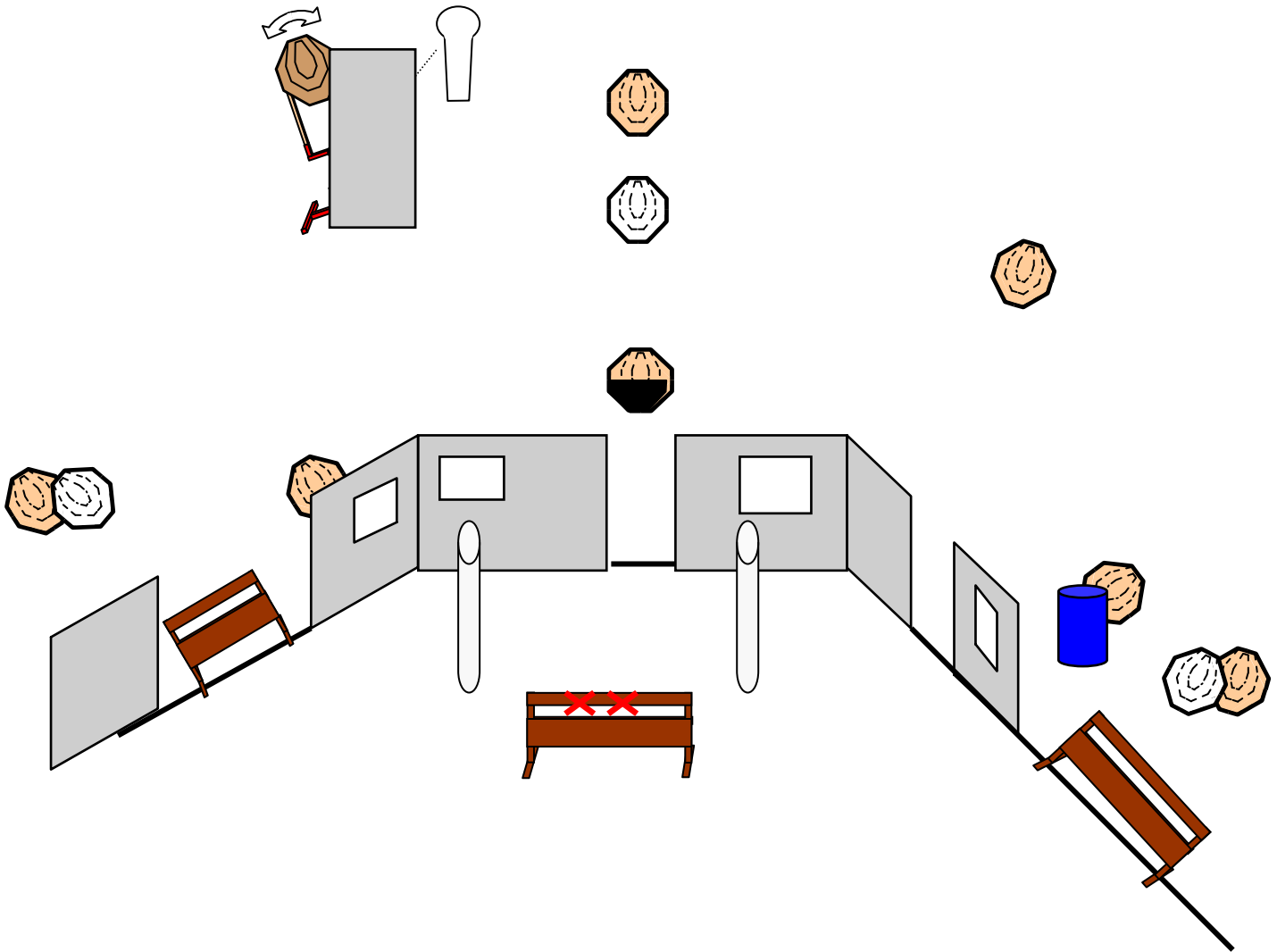
Stage #7 Range 9 (wobbly boot)

RULES: Practical Shooting Handbook, Latest Edition **COURSE DESIGNER:** Dean Noakes

START POSITION: Standing with hands touching rail, Gun loaded and holstered, facing down range.

<p style="text-align: center;">STAGE PROCEDURE</p> <p>At the start signal, draw and engage targets with 2 rounds each minimum and fell popper through ports and openings as seen, popper activates swinging target.</p>	<p style="text-align: center;">SCORING</p> <p>SCORING: Comstock, 17 rounds, 85 points TARGETS: 8 IPSC, 3 PT, 1 popper SCORED HITS: Best 2 per IPSC START-STOP: Audible - Last shot</p>
--	--

SETUP NOTES:	RO NOTES:
---------------------	------------------



Stage #8 Backwards

Range 12

RULES: Practical Shooting Handbook, Latest Edition

COURSE DESIGNER: Dean Noakes

START POSITION: Standing with toes against marks, Gun loaded and holstered, hands by side facing down range

STAGE PROCEDURE

At the start signal, draw and engage targets with 2 rounds each minimum from behind the charge line.

SCORING

SCORING: Comstock, 16 rounds, 80 points

TARGETS: 8 IPSC, 4 PT

SCORED HITS: Best 2 per IPSC

START-STOP: Audible - Last shot

SETUP NOTES:

RO NOTES:

