

Stage 14

Range 8

RULES: January 2009 edition.

COURSE DESIGNER: Robert Tucker

START POSITION: The competitor commences standing at position A, facing downrange, pistol is loaded and holstered, both hands are loose by sides.

STAGE PROCEDURE

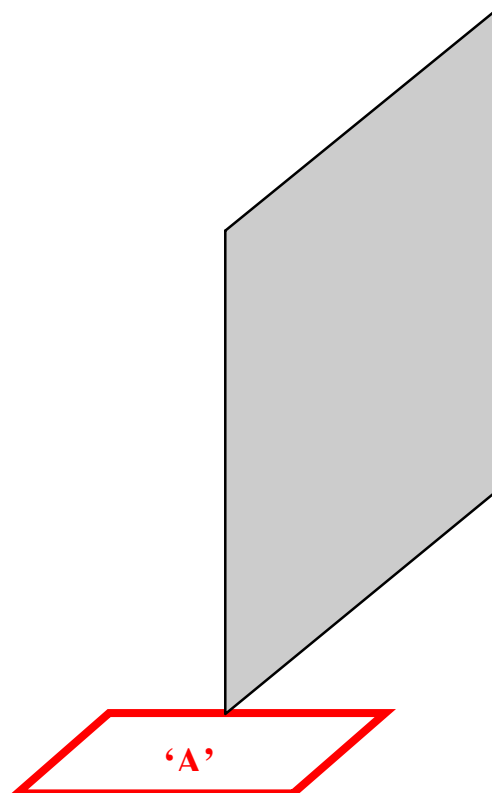
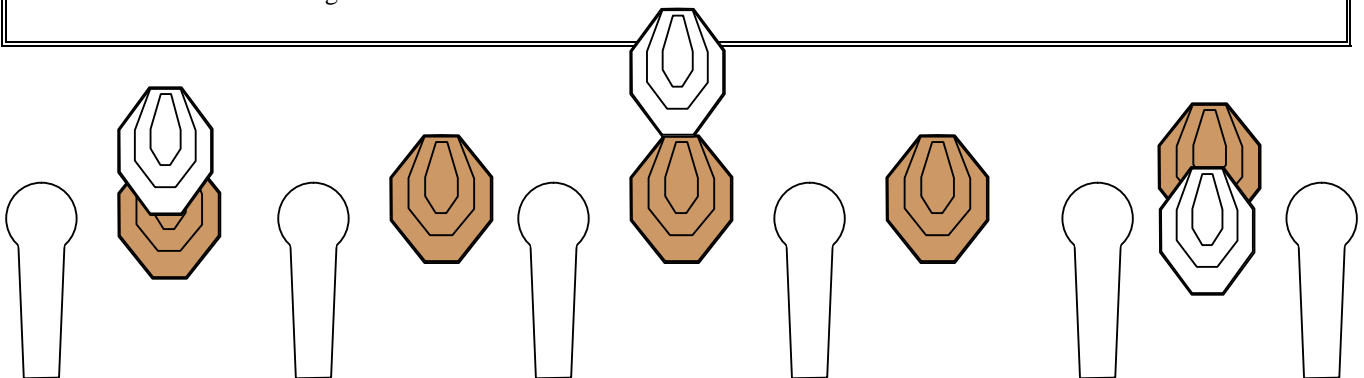
On the audible start signal the competitor will draw and shoot at all targets with a minimum of two scoring shots and fell the poppers to score all in any order as seen whilst remaining within the demarcated shoot area (position 'A')

SCORING

SCORING: Comstock, rounds 16, points 80
TARGETS: 5 IPSC Classic, 6 popper
SCORED HITS: Best 2 on paper, steel felled
START-STOP: Audible - Last shot
PENALTIES: Procedural. -10
No-shoot hit - 10
Miss -= 10

SETUP NOTES: no more than 9 shots from either side to be visible, if necessary a vision barrier is to be erected across the front of the existing barrier

RO NOTES:



Stage 13

Range 8

RULES: January 2009 edition.

COURSE DESIGNER: Robert Tucker

START POSITION: The competitor commences standing at position A, facing downrange, pistol is loaded and holstered, both hands are loose by sides.

STAGE PROCEDURE

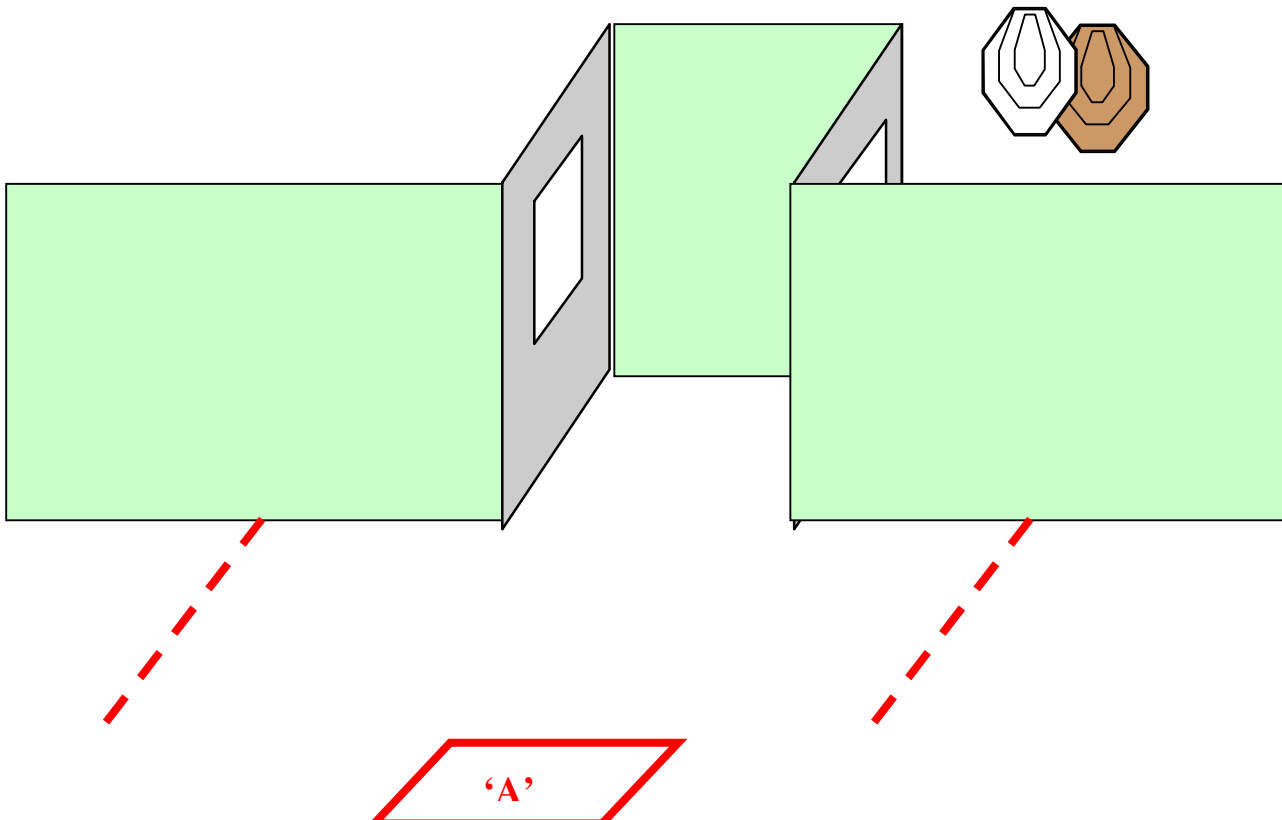
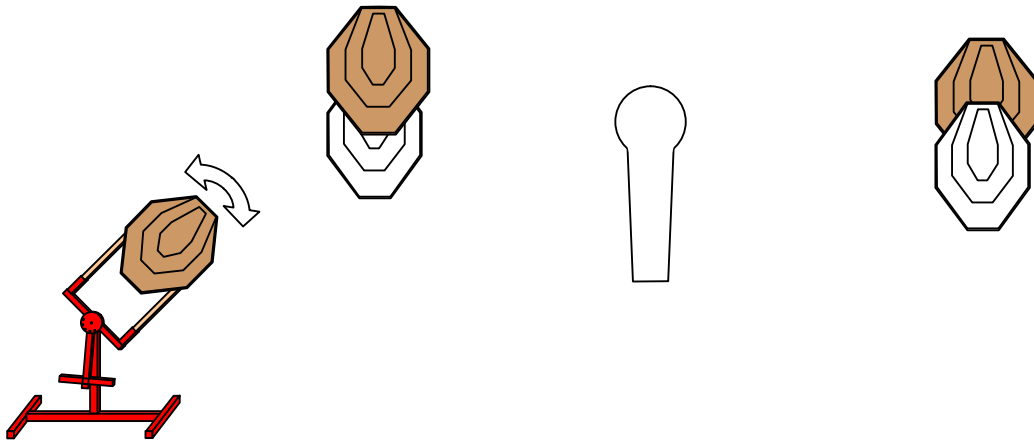
On the audible start signal the competitor will draw and shoot at all targets with a minimum of two scoring shots and fell the popper to score all in any order as seen whilst remaining within the demarcated shoot area.

SCORING

SCORING: Comstock, rounds 9, points 45
TARGETS: 4 IPSC Classic, 1 popper
SCORED HITS: Best 2 on paper, steel felled
START-STOP: Audible - Last shot
PENALTIES: Procedural. -10
No-shoot hit - 10
Miss -= 10

SETUP NOTES: Steel activates swinger.

RO NOTES:



Stage 12

Range 8

RULES: January 2009 edition.

COURSE DESIGNER: Robert Tucker

START POSITION: The competitor commences standing at position A, facing downrange, pistol is loaded and holstered, both hands are loose by sides.

STAGE PROCEDURE

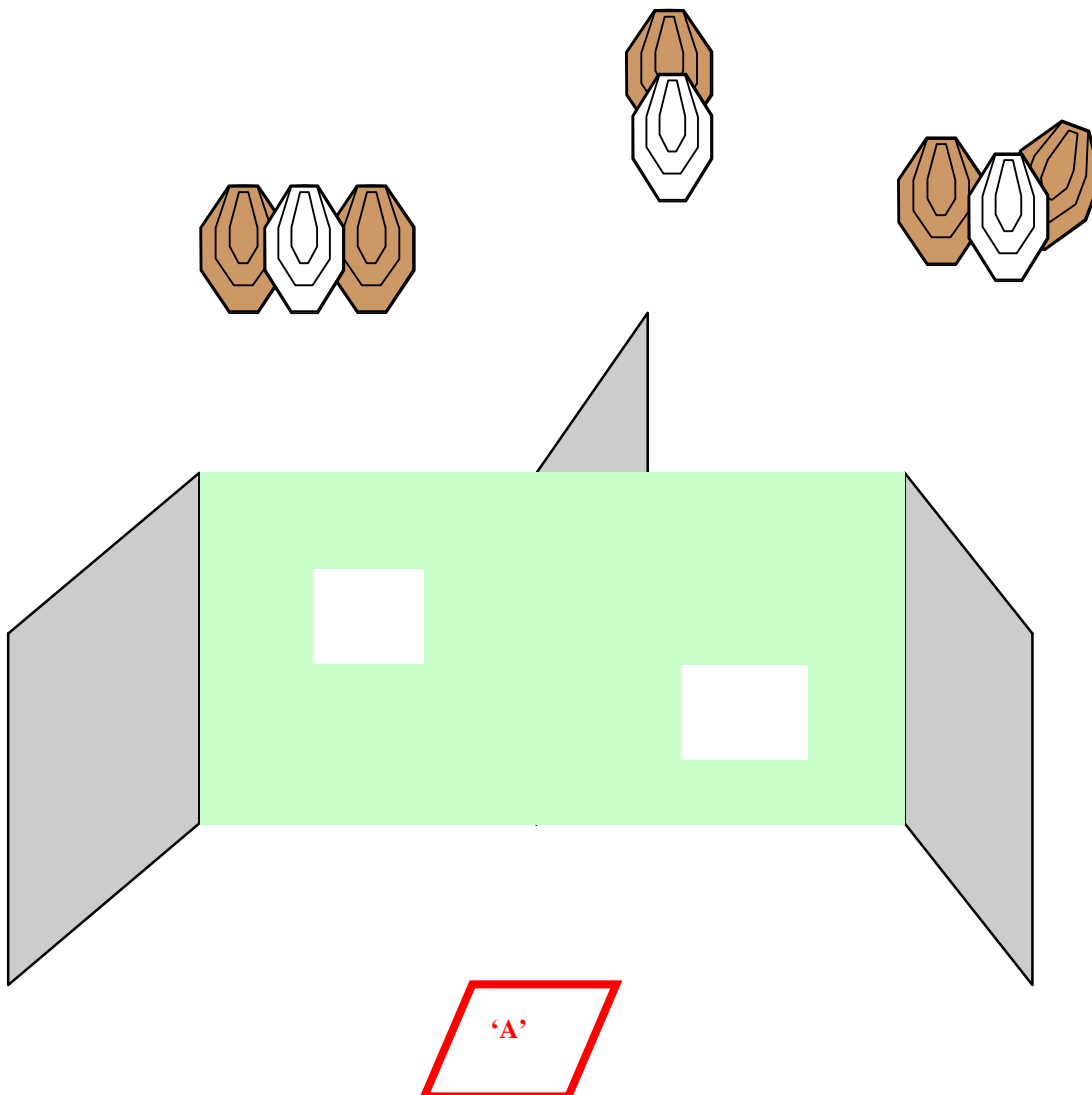
On the audible start signal the competitor will draw and shoot at all targets with a minimum of two scoring shots in any order as seen whilst remaining within the demarcated shoot area.

SCORING

SCORING: Comstock, rounds 10, points 50
TARGETS: 5 IPSC Classic targets
SCORED HITS: Best 2 on paper
START-STOP: Audible - Last shot
PENALTIES: Procedural. -10
No-shoot hit - 10
Miss -= 10

SETUP NOTES:

RO NOTES:



Stage 11

Range 8

RULES: January 2009 edition.

COURSE DESIGNER: Robert Tucker

START POSITION: The competitor commences standing at position A, facing downrange, pistol is loaded and holstered, both hands are loose by sides.

STAGE PROCEDURE

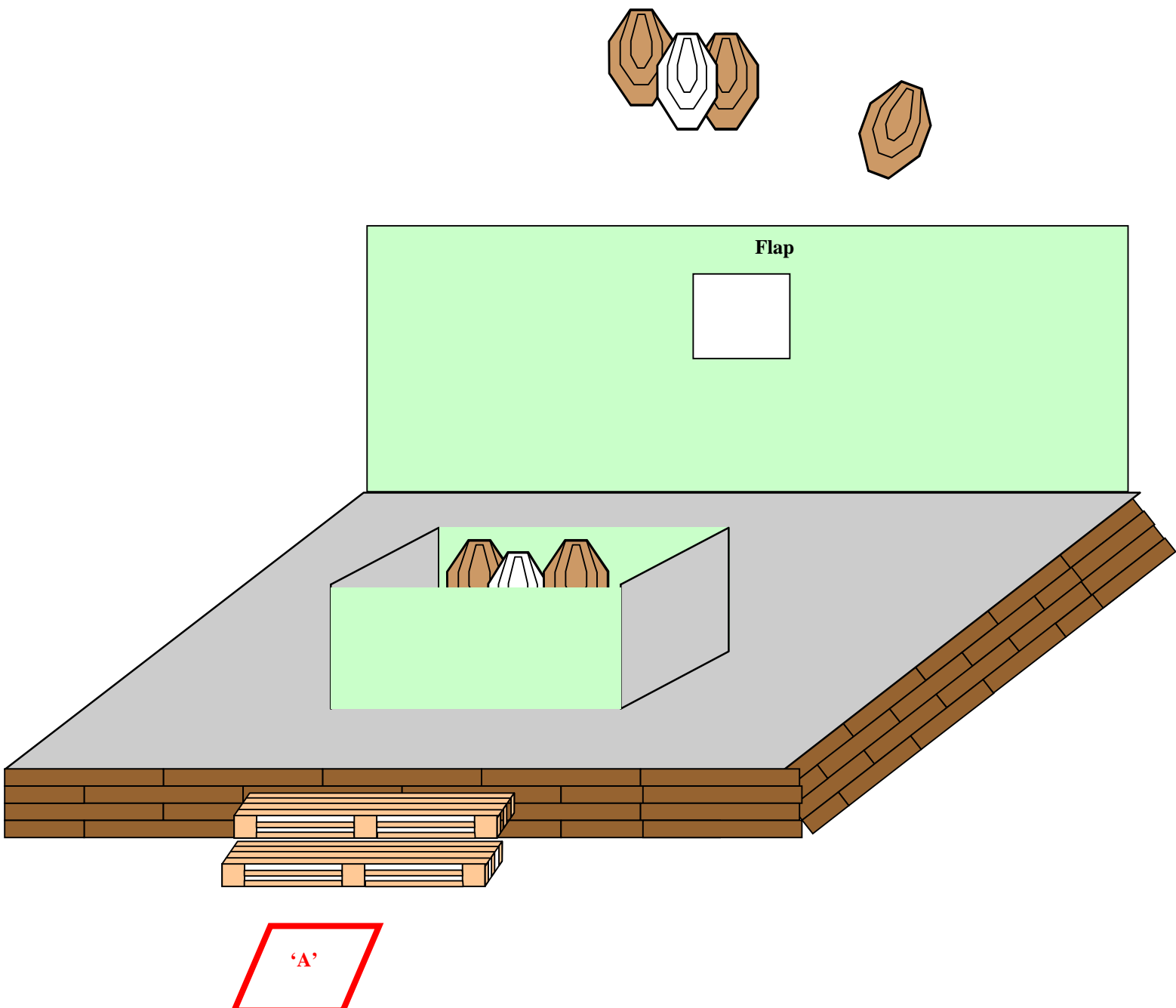
On the audible start signal the competitor will draw and shoot at all targets with a minimum of two scoring shots all in any order as seen whilst remaining within the demarcated shoot area.

SCORING

SCORING: Comstock, rounds 10, points 50
TARGETS: 5 IPSC Classic targets
SCORED HITS: Best 2 on paper
START-STOP: Audible - Last shot
PENALTIES: Procedural. -10
No-shoot hit - 10
Miss -= 10

SETUP NOTES:

RO NOTES:



Stage 10

Range 7

RULES: January 2009 edition.

COURSE DESIGNER: Robert Tucker

START POSITION: The competitor commences standing at position A, facing downrange, pistol is loaded and holstered, both hands are loose by sides.

STAGE PROCEDURE

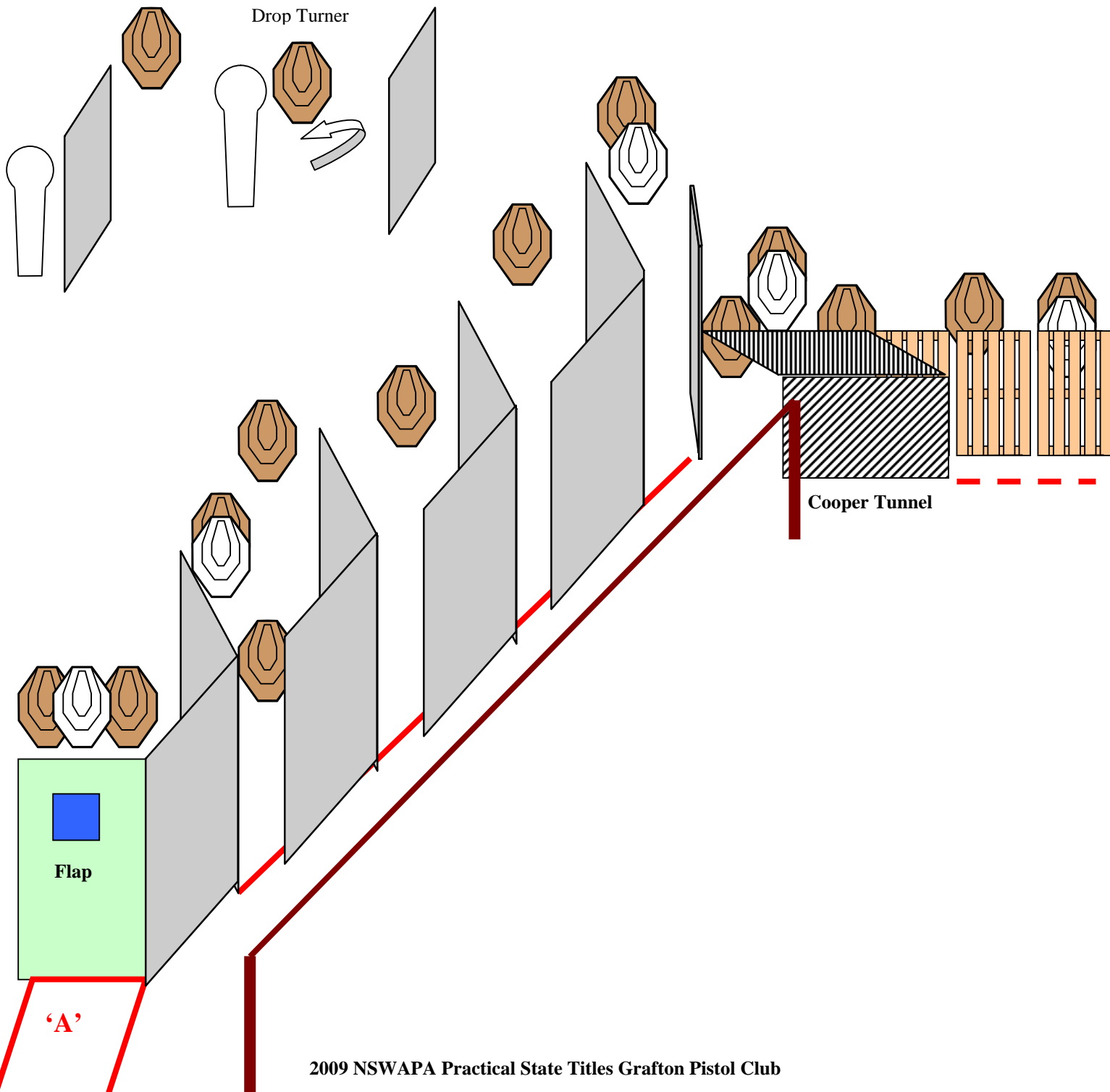
On the audible start signal the competitor will draw and shoot at all targets with a minimum of two scoring shots and fell the poppers to score all in any order as seen whilst remaining within the demarcated shoot area.

SCORING

SCORING: Comstock, rounds 32, points 160
TARGETS: 15 IPSC Classic, 2 popper
SCORED HITS: Best 2 on paper, steel felled
START-STOP: Audible - Last shot
PENALTIES: Procedural. -10
No-shoot hit - 10
Miss -= 10

SETUP NOTES: Steel activates drop turner

RO NOTES:



Stage 9

Range 6

RULES: January 2009 edition.

COURSE DESIGNER: Robert Tucker

START POSITION: The competitor commences sitting at the bench, facing downrange, pistol is unloaded on the table together with all magazines to be used, both hands are on the table in the marked positions.

STAGE PROCEDURE

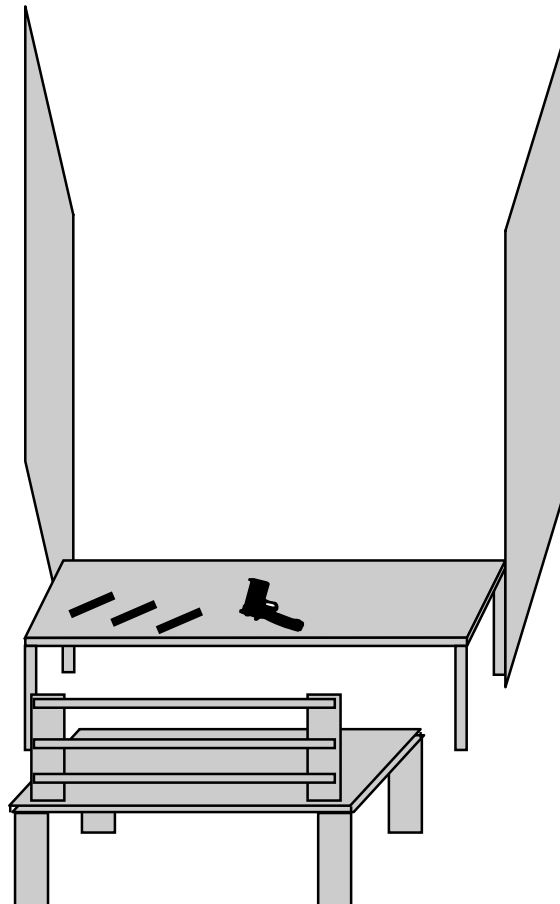
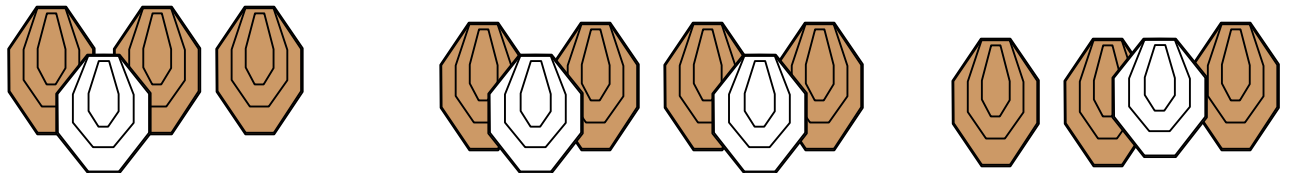
On the audible start signal the competitor will retrieve the handgun, load and shoot at all targets with a minimum of two scoring shots in any order as seen whilst remaining within the demarcated shoot area.

SCORING

SCORING: Comstock, 20 rounds, points 100
TARGETS: 10 IPSC Classic targets
SCORED HITS: Best 2 on each target
START-STOP: Visual Signal
PENALTIES: Procedural. -10
Extra hits - 10

SETUP NOTES: Charge lines to run from rear of bench to rear on both left & right sides (not pictured)

RO NOTES: gun to be pointing downrange (not like picture)



Stage 8

Range 5

RULES: January 2009 edition.

COURSE DESIGNER: Robert Tucker

START POSITION: The competitor commences standing at position X, facing downrange, pistol is loaded and holstered, both hands are on wall as marked.

STAGE PROCEDURE

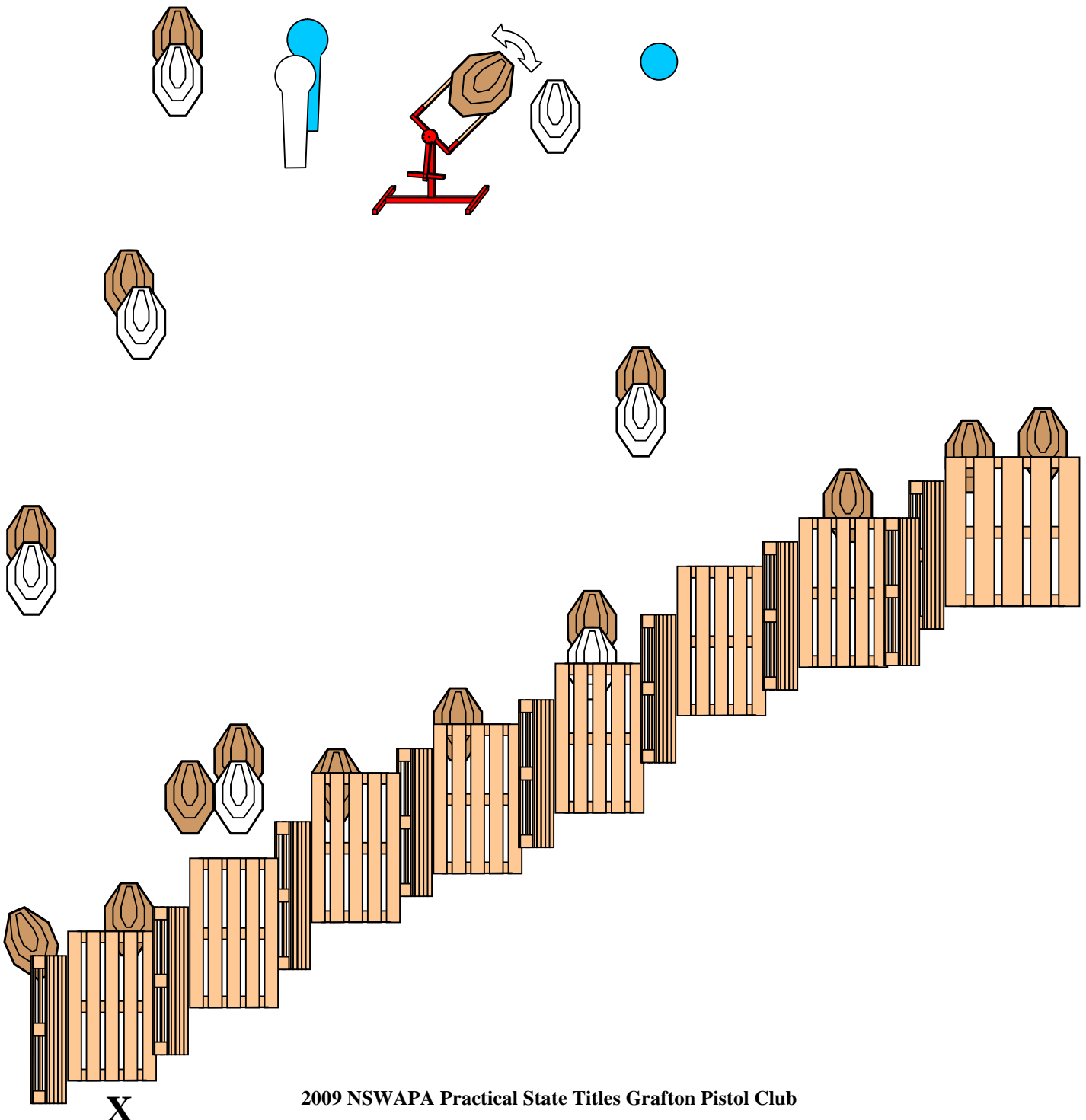
On the audible start signal the competitor will draw and shoot at all targets with a minimum of two scoring shots and fell the popper and plate to score all in any order as seen whilst remaining within the demarcated shoot area.
Vision barriers will be set up to ensure that no more than 9 rounds can be fired from any one position.

SCORING

SCORING: Comstock, rounds 32, points 160
TARGETS: 15 IPSC Classic, 1 popper, 1 plate
SCORED HITS: Best 2 on paper, steel felled
START-STOP: Audible - Last shot
PENALTIES: Procedural. -10
No-shoot hit - 10
Miss -= 10

SETUP NOTES: Vision barriers will be erected to ensure that no more than 9 shots can be made from any single position.

RO NOTES:



Stage 7

Range 4

RULES: January 2009 edition.

COURSE DESIGNER: Robert Tucker

START POSITION: The competitor commences standing behind the table, facing downrange, pistol is UNLOADED and placed on the table in the marked position (X) pointing downrange, both hands are flat on the table in the marked positions.

STAGE PROCEDURE

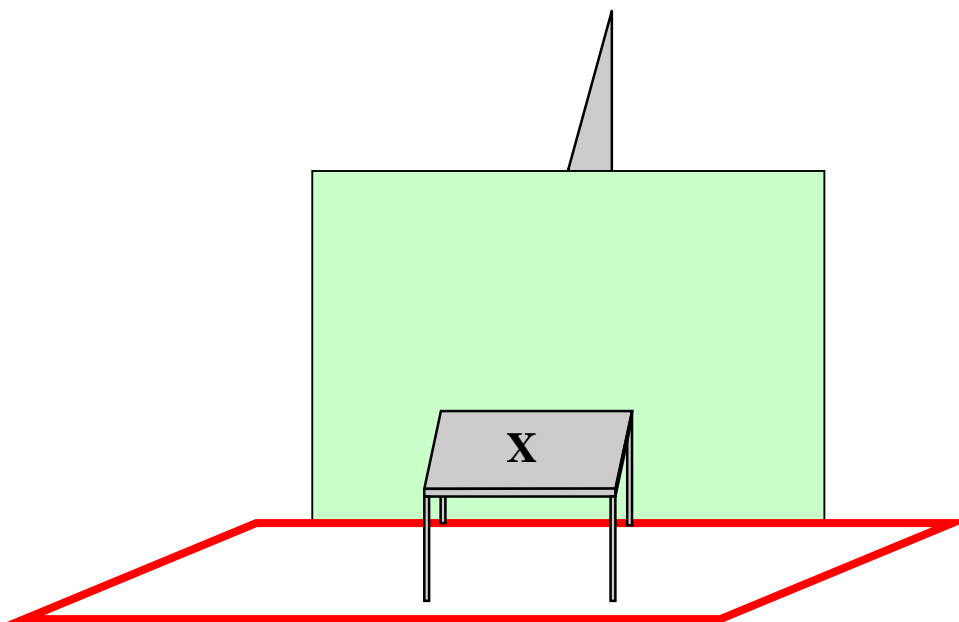
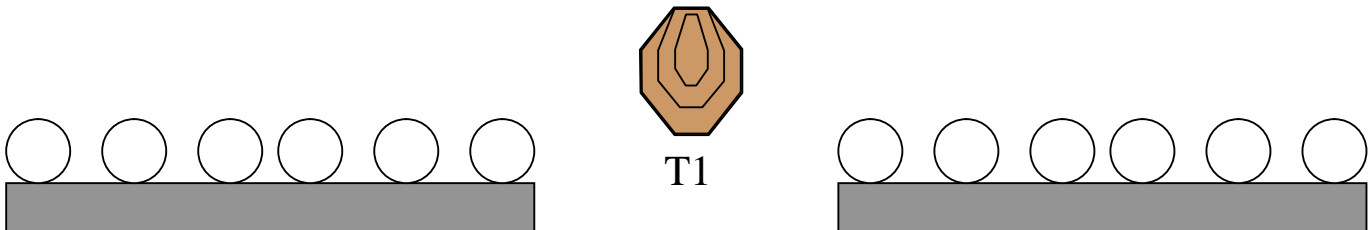
On the audible start signal the competitor will retrieve the handgun, load and shoot at the target with a minimum of two scoring shots and fell the plates, all in any order as seen whilst remaining within the demarcated shoot area.

SCORING

SCORING: Comstock, rounds 14, points 70
TARGETS: 1 IPSC Classic, 12 plates
SCORED HITS: Best 2 on paper, steel felled
START-STOP: Audible - Last shot
PENALTIES: Procedural. -10
No-shoot hit - 10
Miss -= 10

SETUP NOTES:

RO NOTES:



Stage 6

Range 3

RULES: January 2009 edition.

COURSE DESIGNER: Robert Tucker

START POSITION: The competitor commences standing at position A, facing downrange, pistol is loaded and holstered, both hands are loose by sides.

STAGE PROCEDURE

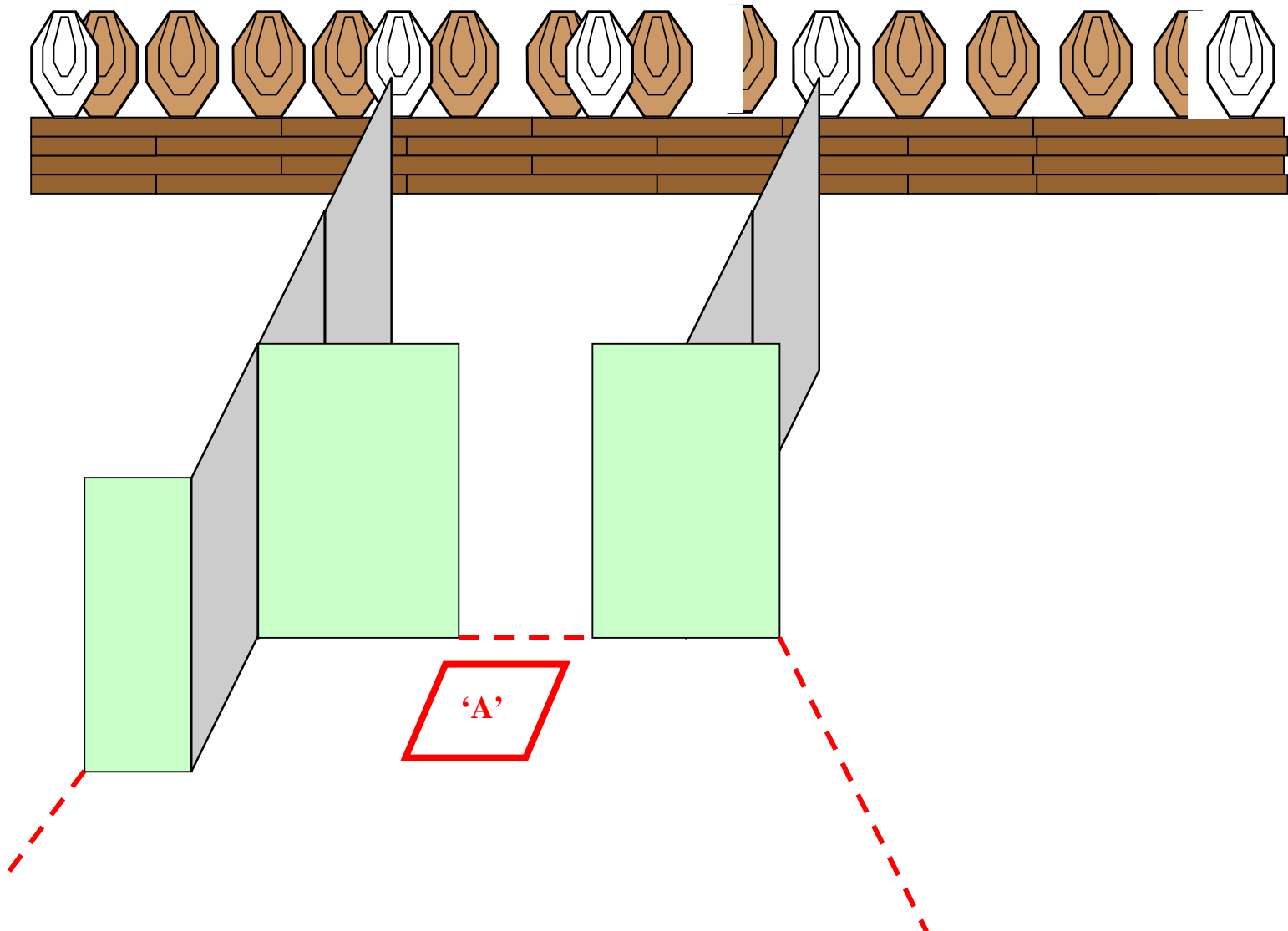
On the audible start signal the competitor will draw and shoot at all targets with a minimum of two scoring shots all in any order as seen whilst remaining within the demarcated shoot area.

SCORING

SCORING: Comstock, rounds 24, points 120
TARGETS: 12 IPSC Classic targets
SCORED HITS: Best 2 on paper
START-STOP: Audible - Last shot
PENALTIES: Procedural. -10
No-shoot hit - 10
Miss -= 10

SETUP NOTES:

RO NOTES:



Stage 5

Range 2

RULES: January 2009 edition.

COURSE DESIGNER: Robert Tucker

START POSITION: The competitor commences standing at position A, facing downrange, pistol is loaded and holstered, both hands are loose by sides.

STAGE PROCEDURE

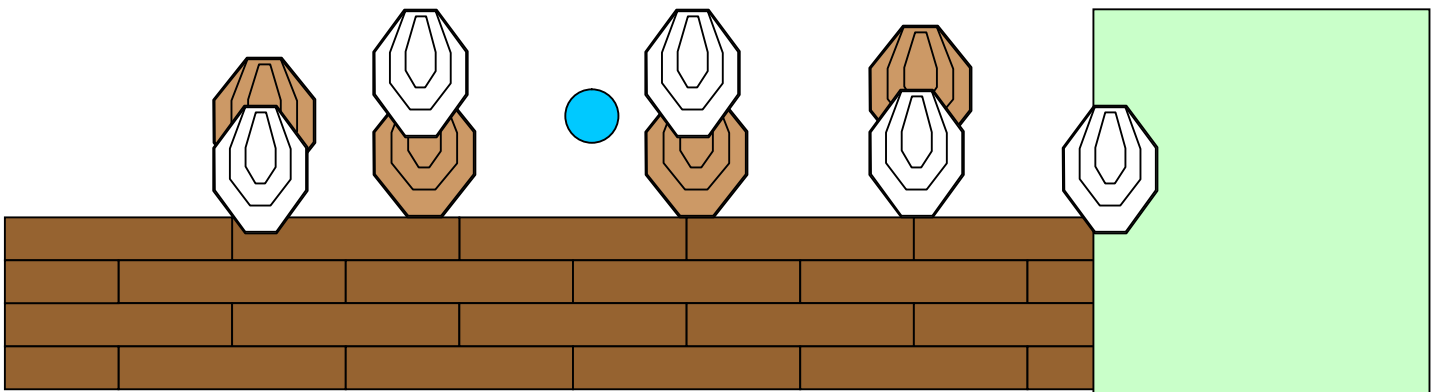
On the audible start signal the competitor will draw and shoot at all targets with a minimum of two scoring shots all in any order as seen whilst remaining within the demarcated shoot area (position 'A')

SCORING

SCORING: Comstock, rounds 9, points 45
TARGETS: 4 IPSC Classic, 1 plate
SCORED HITS: Best 2 on paper, steel felled
START-STOP: Audible - Last shot
PENALTIES: Procedural. -10
No-shoot hit - 10
Miss -= 10

SETUP NOTES:

RO NOTES:



Stage 4

Range 2

RULES: January 2009 edition.

COURSE DESIGNER: Robert Tucker

START POSITION: The competitor commences standing at position A, facing downrange, pistol is loaded and holstered, both hands are loose by sides.

STAGE PROCEDURE

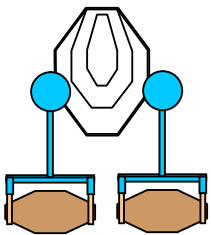
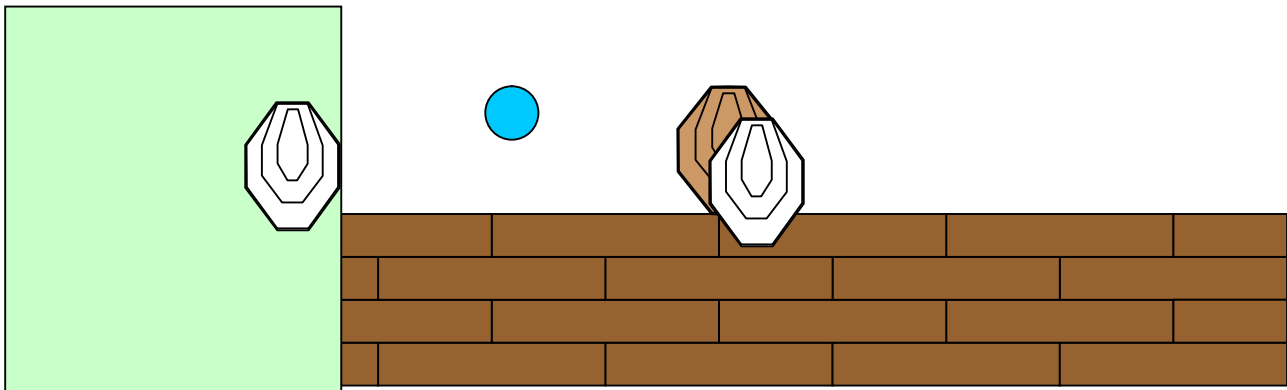
On the audible start signal the competitor will draw and shoot at all targets with a minimum of two scoring shots and fell the poppers to score all in any order as seen whilst remaining within the demarcated shoot area (position 'A')

SCORING

SCORING: Comstock, rounds 9, points 45
TARGETS: 3 IPSC Classic, 3 plates
SCORED HITS: Best 2 on paper, steel felled
START-STOP: Audible - Last shot
PENALTIES: Procedural. -10
No-shoot hit - 10
Miss -= 10

SETUP NOTES: Steel activates pop up targets

RO NOTES:



Stage 3

Range 1

RULES: January 2009 edition.

COURSE DESIGNER: Robert Tucker

START POSITION: The competitor commences standing central in position A at the marked position, facing UPRANGE, pistol is loaded and holstered, both hands are loose by sides.

STAGE PROCEDURE



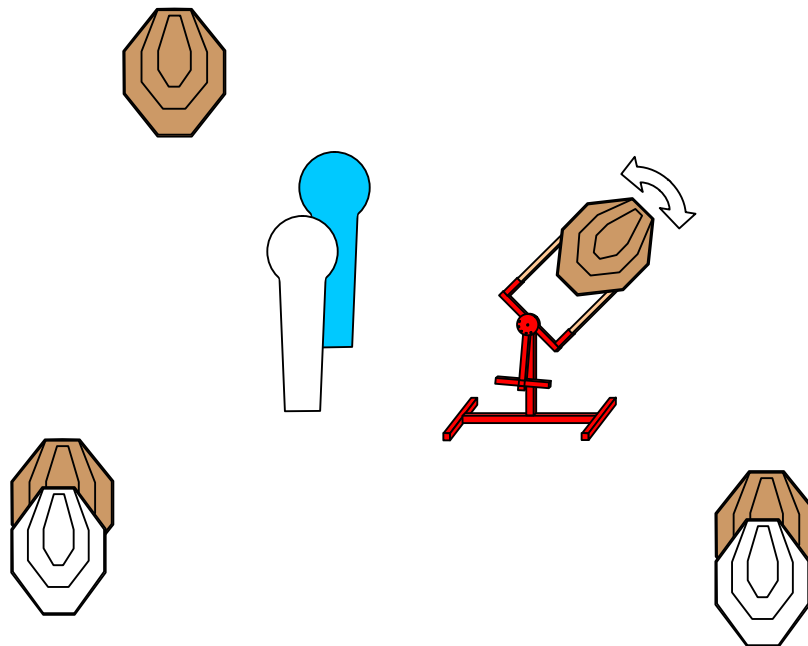
On the audible start signal the competitor will turn, draw and shoot at all targets with a minimum of two scoring shots and fell the popper to score all in any order as seen whilst remaining within the demarcated shoot area (position 'A')

SCORING

SCORING: Comstock, rounds 9, points 45
TARGETS: 4 IPSC Classic, 1 popper
SCORED HITS: Best 2 on paper, steel felled
START-STOP: Audible - Last shot
PENALTIES: Procedural. -10
No-shoot hit - 10
Miss -= 10

SETUP NOTES: Steel activates swinger.

RO NOTES:



Stage 2

Range 1

RULES: January 2009 edition.

COURSE DESIGNER: Robert Tucker

START POSITION: The competitor commences standing at position A, facing downrange, pistol is loaded and holstered, both hands are loose by sides.

STAGE PROCEDURE

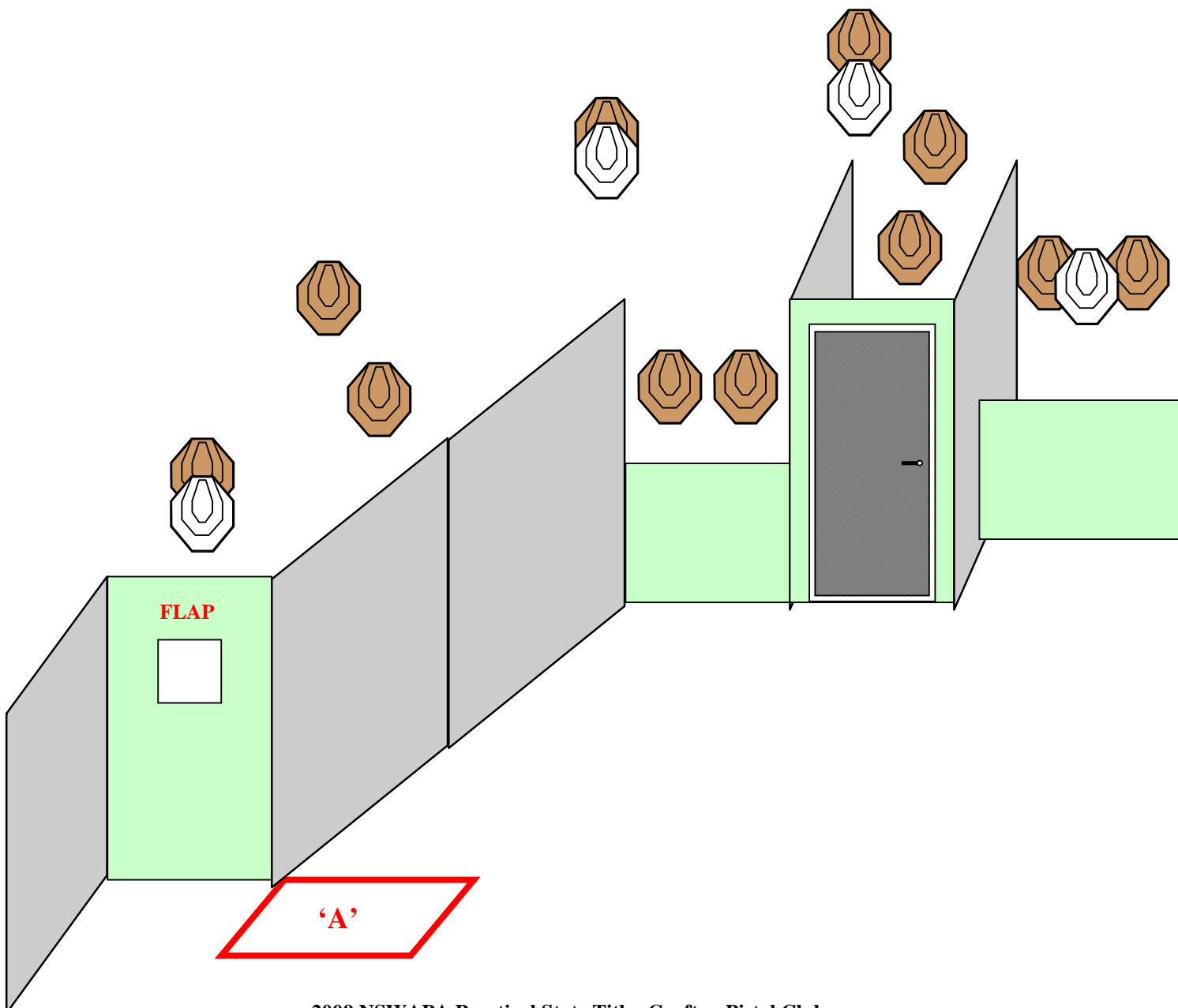
On the audible start signal the competitor will draw and shoot at all targets with a minimum of two scoring shots all in any order as seen whilst remaining within the demarcated shoot area.

SCORING

SCORING: Comstock, rounds 22, points 110
TARGETS: 11 IPSC Classic
SCORED HITS: Best 2 on paper
START-STOP: Audible - Last shot
PENALTIES: Procedural. -10
No-shoot hit - 10
Miss -= 10

SETUP NOTES:

RO NOTES:



Stage 1

Range 1

RULES: January 2009 edition.

COURSE DESIGNER: Robert Tucker

START POSITION: The competitor commences standing at position A, facing downrange, pistol is loaded and holstered, both hands are loose by sides.

STAGE PROCEDURE

On the audible start signal the competitor will draw and shoot at all targets with a minimum of two scoring shots and fell the popper to score all in any order as seen whilst remaining within the demarcated shoot area (position 'A')

SCORING

SCORING: Comstock, rounds 9, points 45
TARGETS: 4 IPSC Classic, 1 popper
SCORED HITS: Best 2 on paper, steel felled
START-STOP: Audible - Last shot
PENALTIES: Procedural. -10
No-shoot hit - 10
Miss -= 10

SETUP NOTES:.

RO NOTES:

